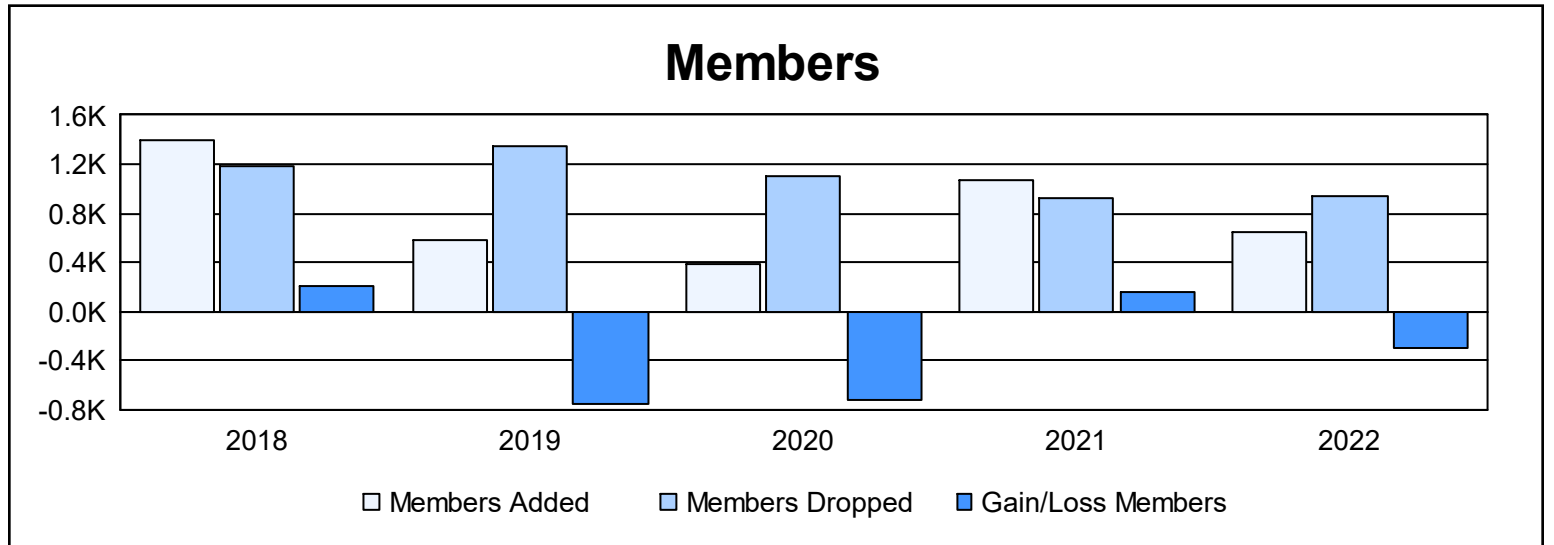
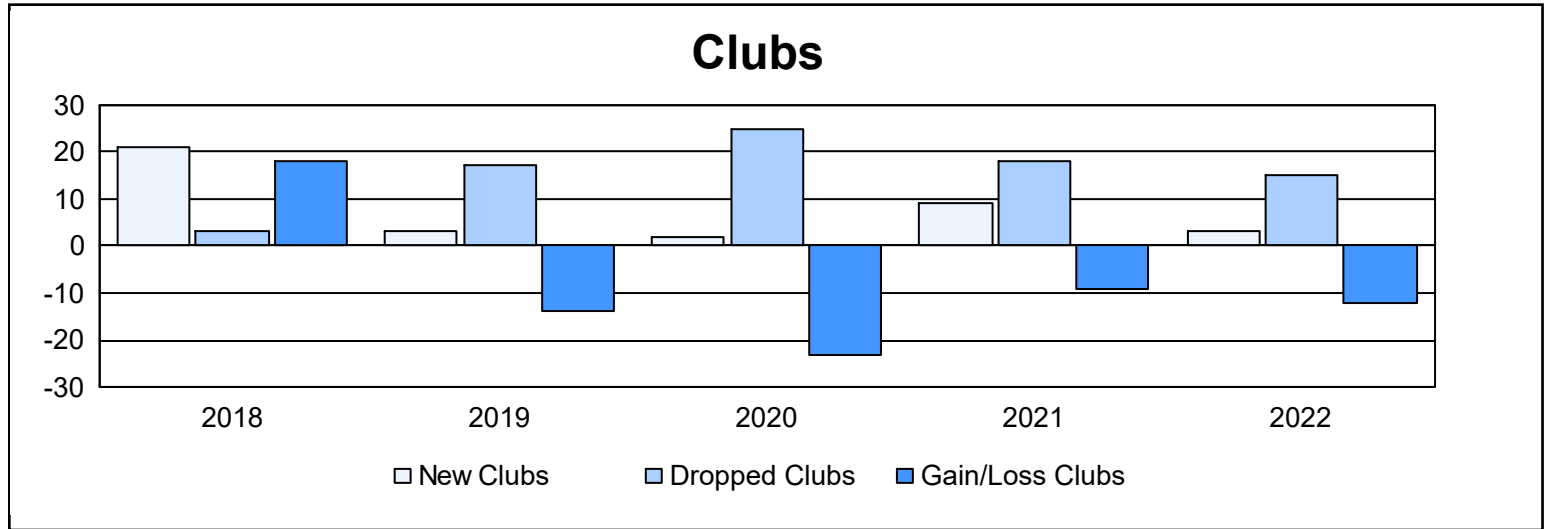


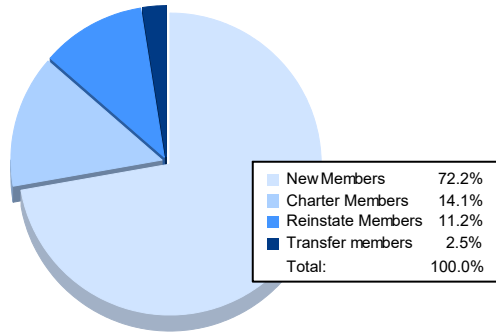
**Multiple District O**

As of June 2022 Cumulative

Year	New Clubs	Dropped Clubs	Gain/ Loss Clubs	New Members	Charter Members	Reinstate Members	Transfer Members	Total Member Added	Total Members Dropped	Gain/ Loss Members
2017-2018	21	3	18	810	535	30	21	1,396	1,185	211
2018-2019	3	17	-14	467	83	12	26	588	1,339	-751
2019-2020	2	25	-23	282	49	28	26	385	1,101	-716
2020-2021	9	18	-9	784	252	13	19	1,068	916	152
2021-2022	3	15	-12	465	91	72	16	644	943	-299
<b>Average</b>	<b>8</b>	<b>16</b>	<b>-8</b>	<b>562</b>	<b>202</b>	<b>31</b>	<b>22</b>	<b>816</b>	<b>1,097</b>	<b>-281</b>



### Membership Composition June 2022 Cumulative



### Gender Composition June 2022 Cumulative

